



Reception Writing Workshop

What will we find out in this workshop?


- How should my child be holding their pencil?
- What have been taught so far?
- What will my child need to be able to write by the end of Reception?
- What can you do at home to help?

Pencil Grip


Palmar Grip



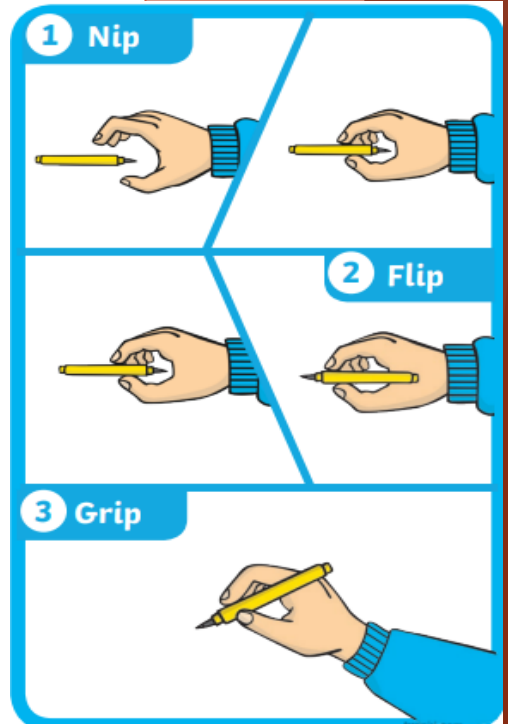

Four Finger Grasp



Static Tripod Grasp

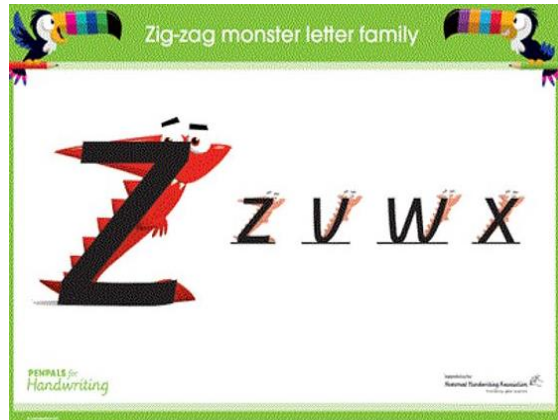


Dynamic Tripod Grasp



Letter Formation

- ▶ We follow a fantastic handwriting scheme handwriting scheme called “Penpals” that teaches our children how to form their letters correctly.



Your Child's name writing journey

I can write my name!

Autumn 1

Noah

Autumn 2

Noah

FM

Spring 1

Noah

fm
fc


Spring 2

Noah

fm
fc

Your Child's Writing Journey


► *Entering Reception*



Your Child's writing journey

► In the Autumn Term we work on letter formation and learning the letters of the alphabet to be able to write cvc (3 letter words)

W/C 15/11/21 (1)



red



hot



hat

Fab 5 Writing Steps

1. Think



2. Say



3. Put words on your fingers



4. Say it lots of times


The dog sat
on a rug.

5. Write



Your Child's Writing Journey

► In the Spring Term, we work towards writing a simple phrase or caption independently.



① big bad wolf

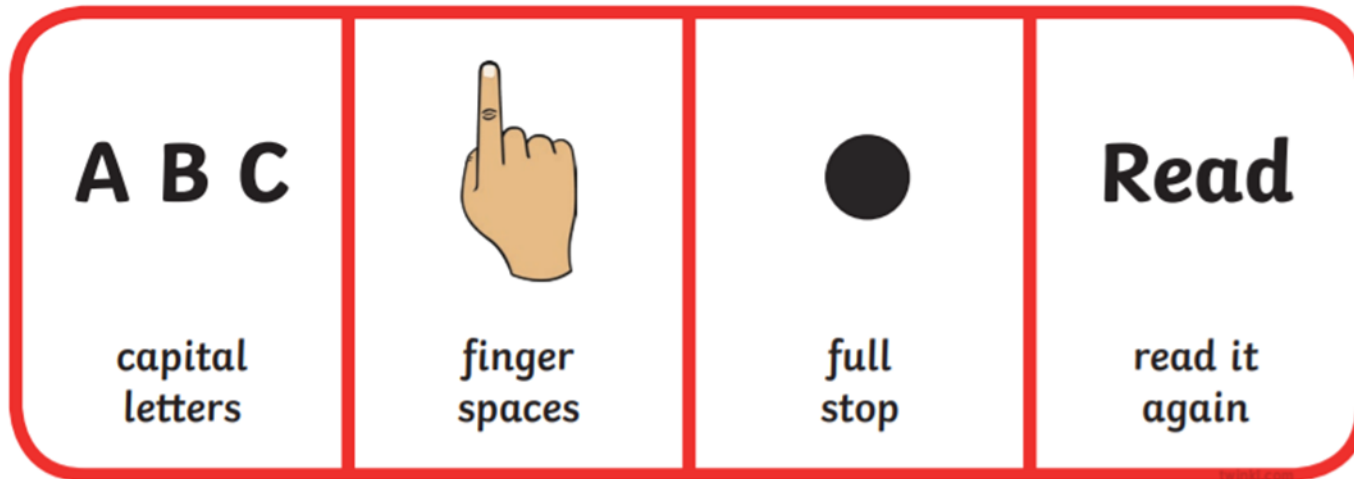
What will your child be expected to achieve by the end of Reception?

- *Early Years Foundation Stage Curriculum 2021*

Children at the expected level of development will:

- Write recognisable letters, most of which are correctly formed;
- Spell words by identifying sounds in them and representing the sounds with a letter or letters;
- Write simple phrases and sentences that can be read by others.

Sentence Reminder




Your Child's Writing Journey

► In the Summer Term, we learn how to write a simple sentence using a capital letter and full stop.

The barbeed t took the
bare/choft and he maid a
big mess. He lef Sum kois
and a leeg in the kasroom.

Resources will we provide?

- Super fun scheme Penpals!
- Writing practise during Phonics Sessions
- Funky Fingers activities to build fine motor hand strength.
- Gross motor movement to build co-ordination and visual discrimination.
- Free writing opportunities in many different areas using a range of media and tools (writing caddy's outdoors)
- Dyslexia Friendly>writing on coloured paper or using coloured pens.
- Interventions
- Writer of the Week Award



What can you do?

- Practise “speed writing”.
- Make a shopping list
- Write on different media- post -it notes
- “Blobble Write” on the iPad
- Keep a holiday diary
- Writing a letter
- Use Blobble Write on the iPad!
- Handwriting on class pages on school website
- Don’t force - encourage!
- Keep it informal and exciting!
- If you’re not sure, feel free to ask 😊



Children's Page



Parents' Page



Phonics and Reading
Page



Handwriting



Useful Learning
resources

Thank you!!

- ▶ Any questions??
- ▶ We will be here afterwards if there is anything you'd like to ask us!

